
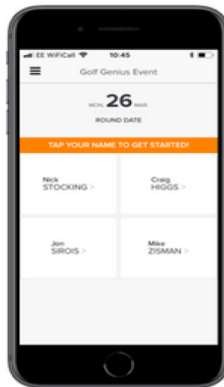


# Mobile App Instructions

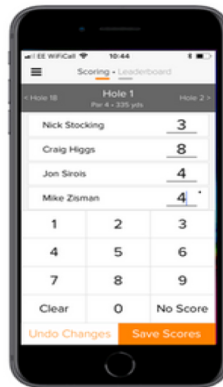
1. Go to your app store on your Android or iPhone. Search “Golf Genius”. Download the app (orange icon).
2. When you receive your printed scorecard, open the mobile app on your phone.
3. Enter the GGID found on the bottom right of your printed scorecard. (Do not enter your email or any password)
4. Click on your name.
5. Enter the correct GROSS score for all of the players.
6. After scores are entered for a hole, click “Save Scores”. You will be directed to the next hole.
7. To view the leaderboard, click on “Leaderboard” on the top right.



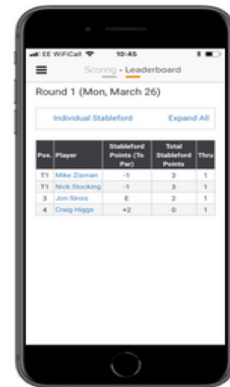
Download the free Golf Genius app from the app store. Log in using your GGID located in the bottom right hand corner of your scorecard




Only 1 person in each group needs to do the live scoring - select your name



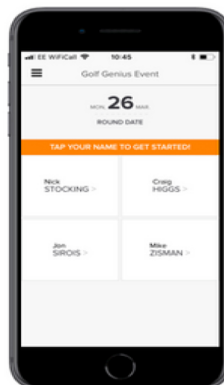
Use the numbers to enter the GROSS scores. Golf Genius will work out your points for you



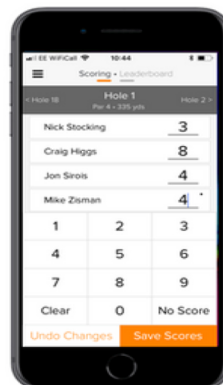
Stay up to date with the live leaderboard whether you're out on the course, or in the bar



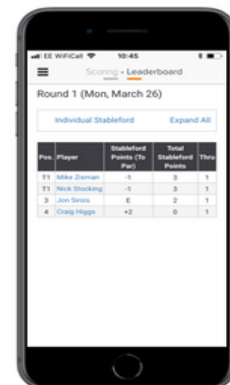
Download the free Golf Genius app from the app store. Log in using your GGID located in the bottom right hand corner of your scorecard



Only 1 person in each group needs to do the live scoring - select your name



Use the numbers to enter the GROSS scores. Golf Genius will work out your points for you



Stay up to date with the live leaderboard whether you're out on the course, or in the bar