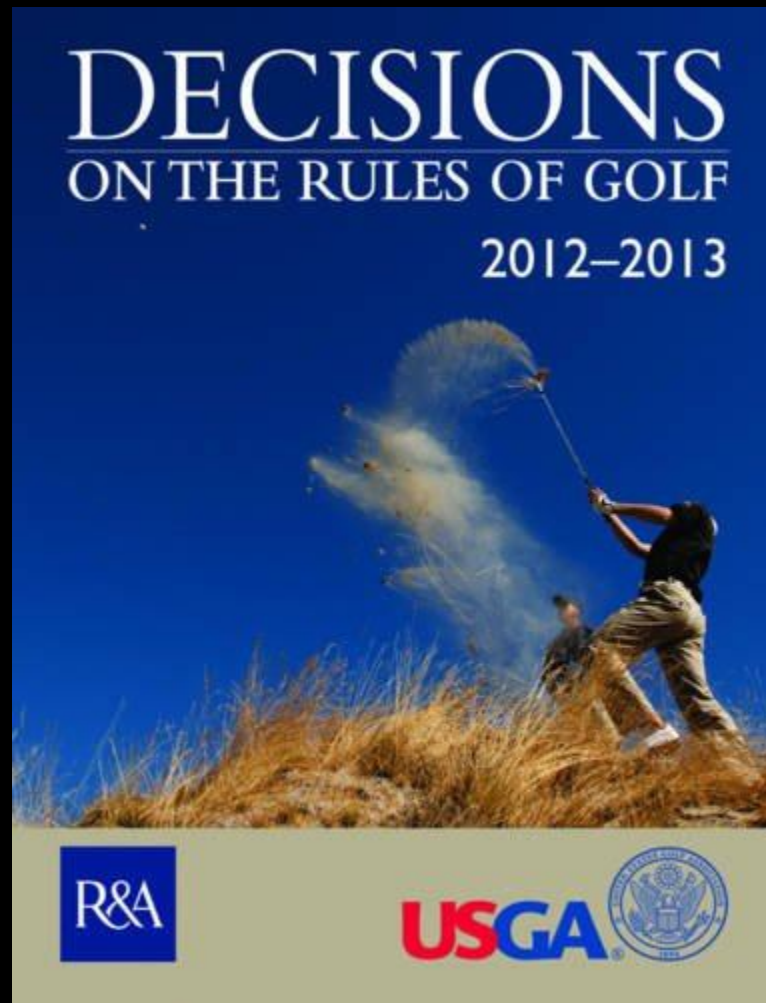


How to Use the Decisions Book



How to Use the Decisions Book

Book Layout:

Front of Book=Amendments to 2010-11 Edition

- Definitions**
- Rules Changes**
- New Decisions**
- Revised Decisions**
- Withdrawn Decisions**

How to Use the Decisions Book

Book Contents

I. Etiquette (page 3)

II. Definitions (page 6)

III. Rules of Play: Rules 1-34 (page 17)

Appendix I: Local Rules (page 551)

Appendix II: Design of Clubs (page 570)

Appendix III: The Ball (page 579)

**Appendix IV: Devices and Other Equipment
(page 580)**

Index

How to Use the Decisions Book

First, a rules official **MUST** know the Definitions!!!

Definitions are the foundation for the Rules of Golf

Over 50 defined terms

A good knowledge of the definitions is very important to the correct understanding and application of the Rules

Defined terms are *italicized* throughout the Rules & Decisions books

Some rulings are found within the definitions:

i.e. When is a ball lost?; Is this ground under repair?

How to Use the Decisions Book

Key Words in the Rules and Decisions Books

2012-15 Edition

- **May** (optional, ex. Rule 26-1 water hazard options)
- **Should** (recommendation, ex. Rule 6-5 ID mark on ball)
- **Must** (instruction/penalty if not carried out, ex. Rule 6-3a) (Time of Starting)
- **“A” ball** (may substitute another ball, Rules 26, 27, 28)
- **“The” ball** (may not substitute a ball, Rules 24-2, 25-1)
- **Deemed** (judged to be, treated as), Rule 18-2b

The Index

Introduction on page 582

Rules Officials should become skillful in finding the correct ruling using the Index

Skill with using the Index leads to rendering timely and correct rulings in the field (and taking the Rules exam)

How to Use the Decisions Book: The Index

Contents to the Index (pages C-1 to C-8)

- entry point into the Index
- precedes the Index
- 250 separate headings
- helps you find the desired page in the Index quickly

How to Use the Decisions Book: The Index

Index (pages I-1 to I-131)

- consists of over 5000 entries
- sometimes entries are duplicated to increase the chances of finding the proper Decision
- Decisions relating to a given topic are grouped under a heading
- headings should be thought of as a keyword
- each of the 1200 Decisions in the book is listed in the Index

How to Use the Decisions Book: The Index

Index (pages I-1 to I-131)

- similar entries are listed below the headings

Ex. Ball at Rest Moved (see also Ball Deflected or Stopped; Ball Touched)

- Decisions entered under the headings are sometimes grouped under subheadings for further efficiency

How to Use the Decisions Book: The Index

Index (pages I-1 to I-131)

- similar entries are listed below the headings

Ex. Ball at Rest Moved (see also Ball Deflected or Stopped; Ball Touched)

- Decisions entered under the headings are sometimes grouped under subheadings for further efficiency

How to Use the Decisions Book: The Index

Index Exercise (Get Out Your Books!)

Q. In Four-Ball Stroke Play, the score to count for the team was entered for the wrong partner on the score card. What is the ruling?

Look for the Keywords:

Four-Ball Stroke Play, Score Card

How to Use the Decisions Book: The Index

Keywords: Four-Ball Stroke Play; Score Card

1. Start with Contents to Index:

Four-Ball Stroke Play (I-54), Score Card (I-99)

2. Go to Appropriate Page and Heading in the Index

3. Check Index subheadings:

- "score card" under Four-Ball Stroke Play

- "four-ball play" under Scores & Score Cards

Answer: Decision 31-7a/2

How to Use the Decisions Book: The Index

Decision 31-7a/2

Lower Gross Score Attributed to Wrong Partner

Q. A and B were partners in four-ball stroke play. At the 11th hole, A picked up and B holed out in 4 strokes. The marker inadvertently recorded a score of 4 for A. The card was returned. What is the ruling?

A. It was A's recorded score of 4 which was the side's gross score to count. As this was lower than the score actually taken by A, the side is disqualified under Rule 31-7a.

Questions?

Carolinas Golf Association


USGA/PGA Rules Workshop Overview and Exam Test Taking Tips

aka: “Rules School”



USGA/PGA Rules Workshop Overview

- “Rules School” sites located throughout the country
- 4 days in duration (optional 2-day beginner class)
- 3 days of classroom instruction, 1 day for exam
- Review all 34 rules and definitions plus important decisions
- 2 instructors: 1 USGA, 1 PGA
- Register through USGA at usga.org
- Cost \$300.00 for full workshop + travel expenses
- \$100.00 to just take exam only



USGA/PGA Rules Exam Overview

- Exam given on Day 4 of a USGA/PGA Rules of Golf Workshop
- 100 Questions
- Optional “Intermediate” exam for beginners has approximately 70 questions
- Time Allowed: 3 ½ hours
- Part 1: 50 Questions (Closed Book)
- Part 2: 50 Questions (Open Book)

Preparing for the USGA/PGA Rules Exam


- Must know the definitions!
- Helpful to know Rule numbers for quick reference (i.e. Practice is Rule 7)
- Familiar with using Index in front of book (ability to use key words. Ex. Flagstick, Obstructions)
- Use the study guide provided on USGA University especially practice using the Index

Preparing for the USGA/PGA Rules Exam

- Take the practice exams...have seen some of those questions appear on actual exam
- Note or highlight the Decisions discussed in the presentation. Then review.
- throughthegreen.org (Dr. Lew Blakey's website)
 - practice questions
 - resources to help understand the Rules

Preparing for the USGA/PGA Rules Exam

- Helpful to add “Tabs” to the Decisions book to flip to a Rule or section quickly



Taking the USGA/PGA Rules Exam

- USGA has done a good job of better phrasing questions and answers versus previous years
- Test is more about basic rules knowledge, definitions and using the decisions book versus answering the crazy “What If?” scenarios
- Still need to make sure to read each question and the answers CAREFULLY! (Match Play vs. Stroke Play)
- Score for hole questions: use a two-column table to add strokes taken and penalty strokes

Taking the USGA/PGA Rules Exam

“Talent” Strokes

1

1

1

1

“Penalty” Strokes

1

2

Score = 7

Taking the USGA/PGA Rules Exam

- Remember you only have 3 ½ hours
- Time management is key to finishing
- Use 1/3-2/3 rule that means:



Part 1: Closed Book (spend no more than 1 hour-1 hour 15 min. on this part). You either know it or don't know it!

Turn in Part 1, receive Part 2...bathroom break?

Part 2: Open Book (give yourself the remaining 2 hours-2 ½ hours for this part).

Taking the USGA/PGA Rules Exam

- Exam questions are multiple choice with 4 answers (A, B, C, D)
- Try to eliminate one or two answers if possible (you can write in test book)
- Circle your answer in exam book
- Then transfer your answer to the scantron bubble sheet using No. 2 pencil
- Make sure to fill-in correct bubble!
- If time at end of section, double check your answers



Sample Exam Question

A player accidentally moves a fellow competitors ball on the putting green and then replaces the ball. The player incurs how many penalty strokes?

A. One Stroke

B. Two Strokes

~~C. Loss of Hole~~

☒ D. No Penalty

Answer: D. No Penalty (Rule 18-4)

Exam Score Goals



70 = CGA Senior Rules Official Minimum

75 = Minimum score needed to officiate at USGA Amateur championships (except Am, Wom Am)

85 = Eligible to attend special USGA/PGA rules workshops for those that attain this score

92 = Minimum score needed to officiate at U.S. Open, U.S. Women's Open U.S. Senior Open, U.S. Amateur, U.S. Women's Amateur

***Note:** CGA does not require attendance at a workshop or a minimum score to officiate at our events.