



Tournament Registration



MANAGING YOUR CGA/TYGA TOURNAMENT ACCOUNT Withdrawing your Tournament Entry

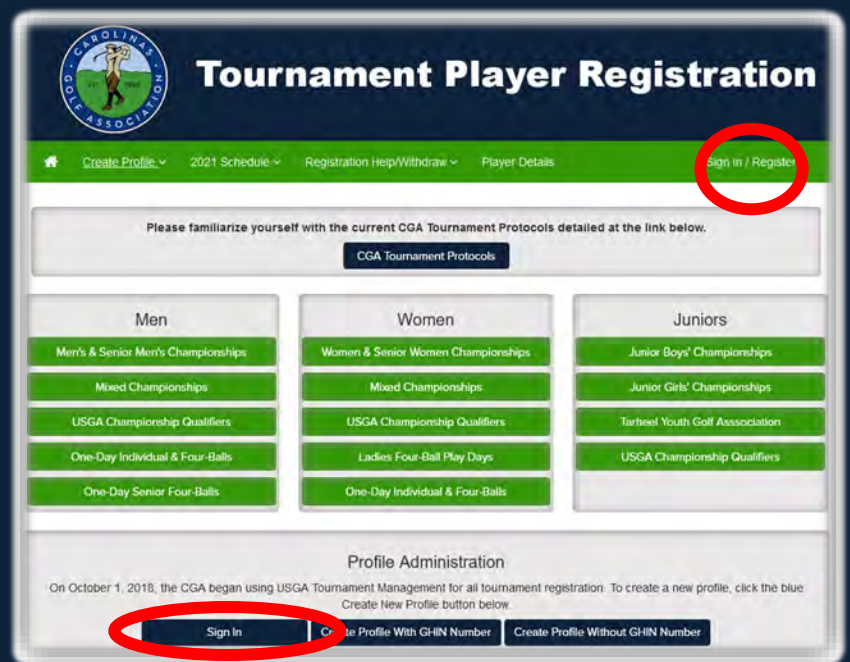
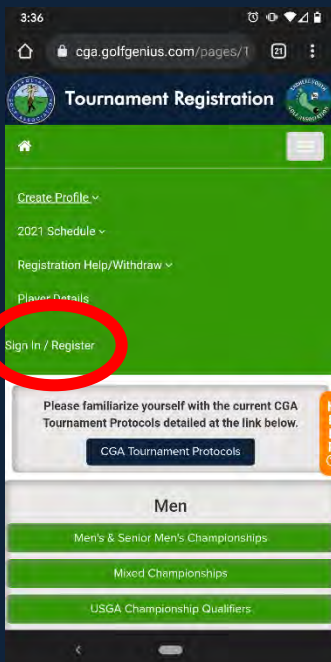
IMPORTANT LINKS: [Registration Portal](#) [Account Sign In](#) [Refund Policy](#)

Instructions are provided with a cellphone/tablet screen view on the left and a full screen computer view on the right.

Log In

Log in to your CGA/TYGA Tournament Account by first going to the Registration Portal at cga.golfgenius.com.

- Click either location to "Sign In"
- Enter your email address and password
- A successful log in will return you to this same homepage



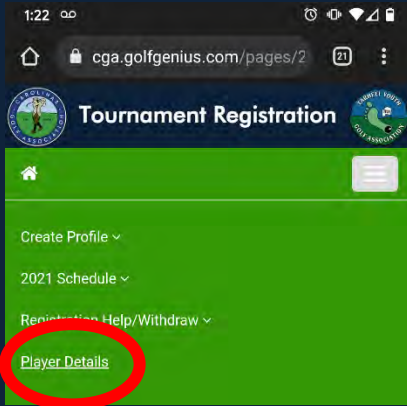
Continued...

Player Dashboard

(Player Profile / Registration & Membership / Participation History / Transactions)

The PLAYER DETAILS section is the administrative home of your account. Here you will be able to:

- View and Edit your Public Player Profile
- View and Edit your full profile details.
- View, Edit, Cancel your current and view past tournament registrations.
- View transactions and print receipts.

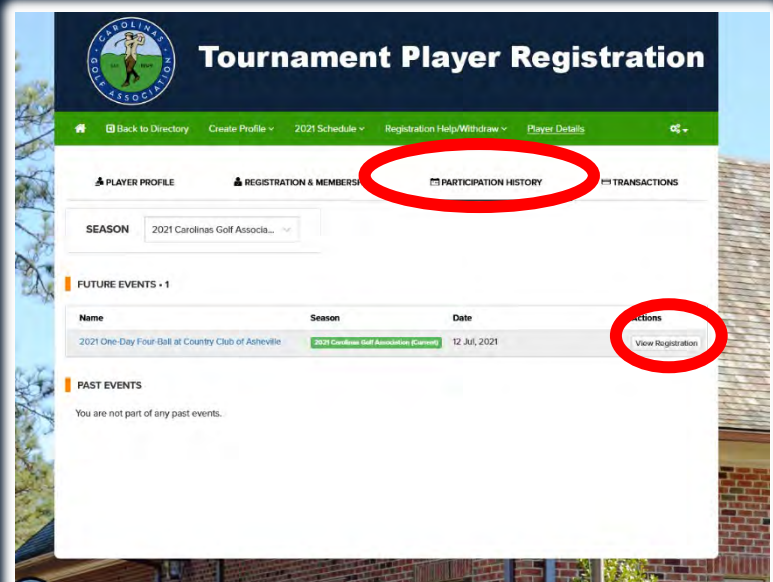
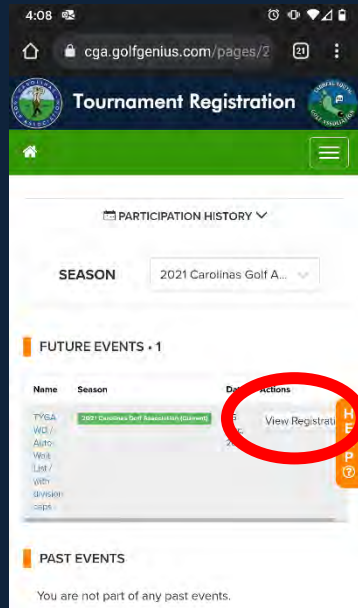
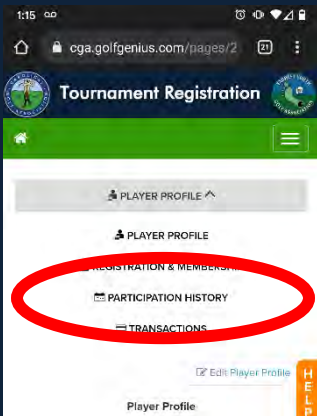


Player Details

Participation History (Cancel Registration)

The Participation History page will display your future and past tournaments for the current season. Seasons generally follow calendar years and can be changed using the Season Drop Down menu.

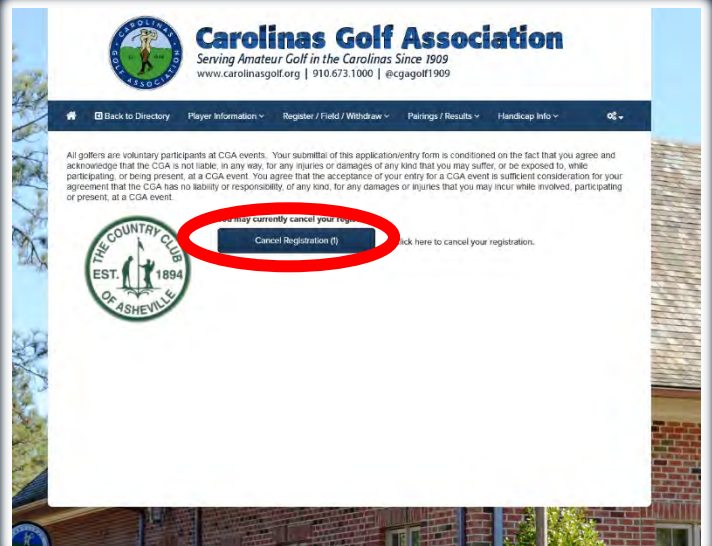
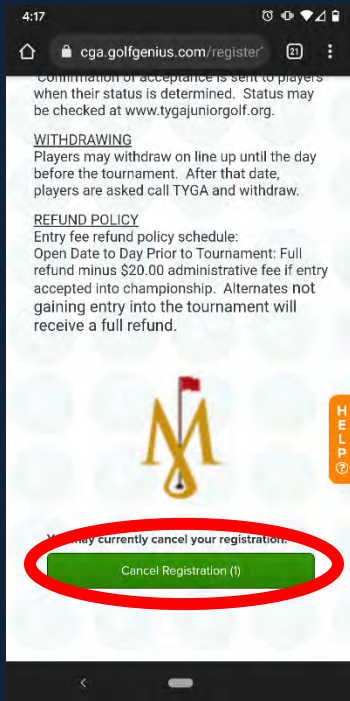
One of the most useful functions of this section is the ability to view tournament details and edit/cancel a registration through the View Registration action. If no Actions are available, you can click the name of the tournament to be taken to the tournament homepage.



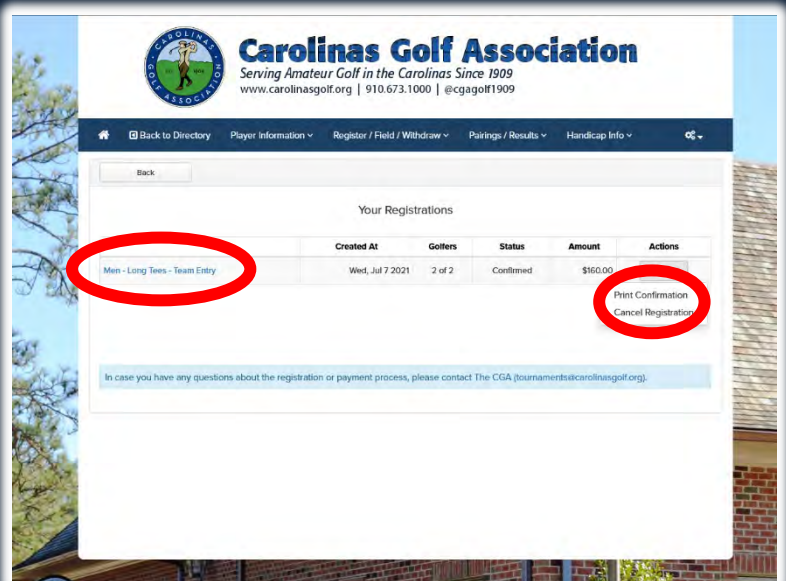
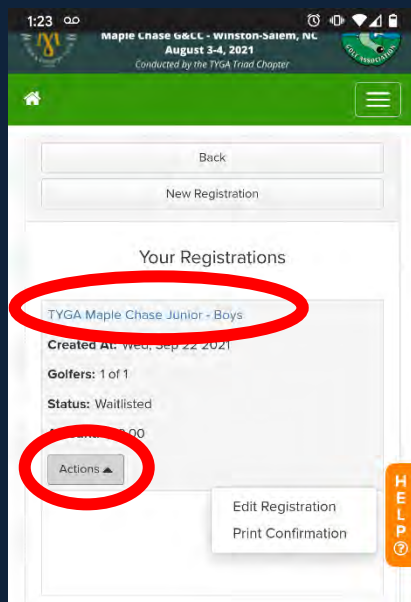
Continued...

Cancel Registration

Once at the tournament page, the options displayed will be based on if tournament registration is open or closed and if you are in the tournament field or on the wait list. If registration is open, you will be able to edit your registration (change answers to form questions or change partners for team tournaments) or cancel your registration. If registration is closed, you will be able to cancel your registration. The following example shows an entry in the field after registration has closed.

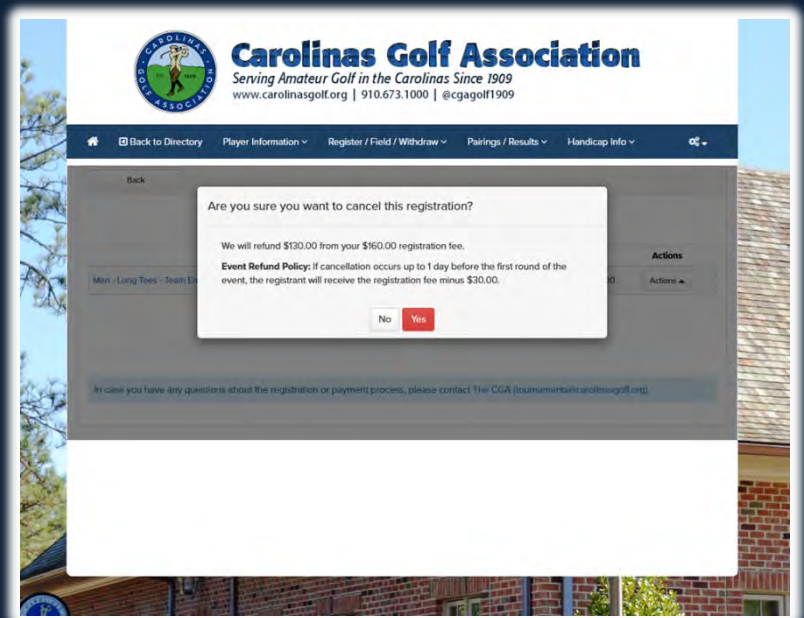
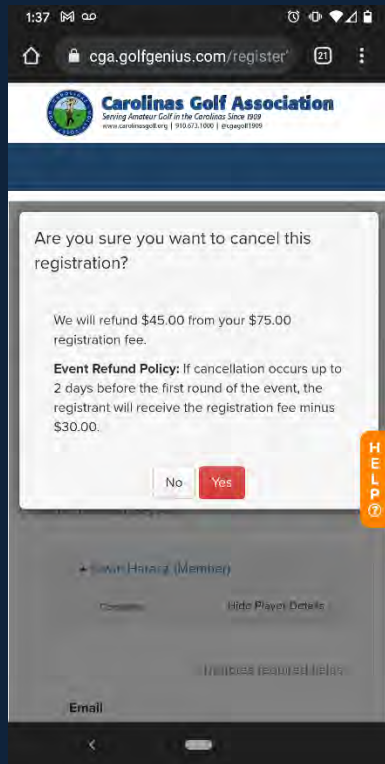


To continue the cancellation process, click the Action menu and Cancel Registration or click the blue hyperlink text.



Continued...

Additional details regarding any refund due will be displayed along with a final acceptance and agreement to cancel the registration. Any refund due back to the player is processed immediately but may take 3 to 5 days to display on your credit card account depending on the card issuer.



Should you have any questions please contact us by phone at 910.673.1000
or by email at tournaments@carolinascgolf.org.